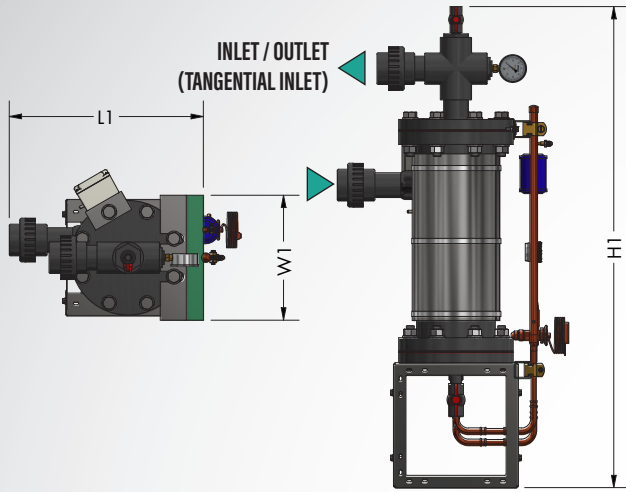




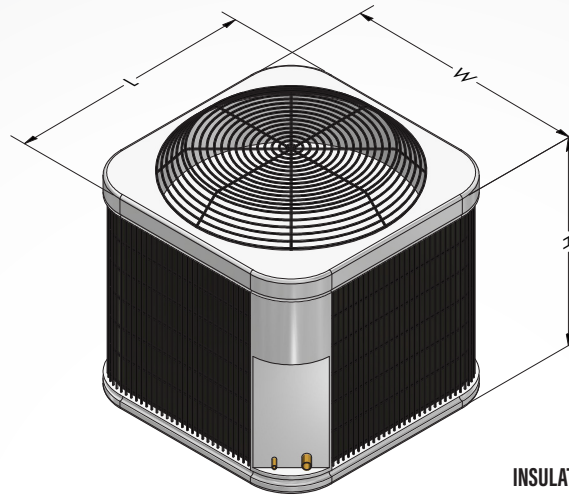
# HYDROMARINE HEAT PUMP 1.5 - 5.0 TONS - SPLIT

TITANIUM HEAT EXCHANGER FOR USE IN ALL AQUATIC CHILLING/HEATING APPLICATIONS



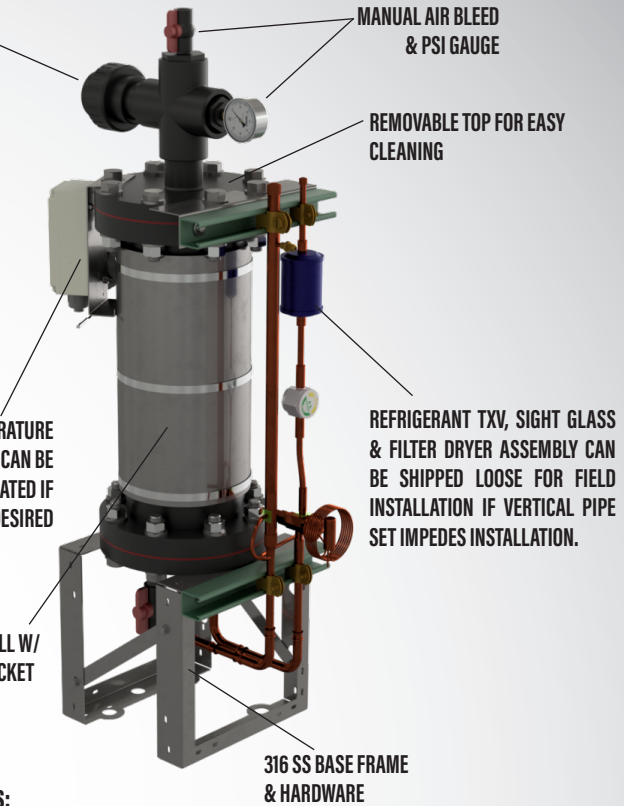
EVAPORATOR  
PLAN VIEW

EVAPORATOR  
FRONT VIEW



CONDENSER DIMENSIONS

INSULATED 6" SCH80 PVC SHELL W/  
MARINE GRADE ALUMINUM JACKET



DIGITAL TEMPERATURE  
CONTROLLER CAN BE  
FIELD RELOCATED IF  
DESIRED

REFRIGERANT TXV, SIGHT GLASS  
& FILTER DRYER ASSEMBLY CAN  
BE SHIPPED LOOSE FOR FIELD  
INSTALLATION IF VERTICAL PIPE  
SET IMPEDES INSTALLATION.

316 SS BASE FRAME  
& HARDWARE

MODEL NUMBER	SPECIFICATIONS				DIMENSIONS (EVAP)			DIMENSIONS (CONDENSER)			POWER OPTIONS		
	Nominal Tonnage / BTUH	Vertical Air Discharge (CFM)	Δ PSI at max flow	Water Flow Range (GPM)	Length (L1)	Width (W1)	Max. Height (H1)	Length (L)	Width (W)	Max. Height (H)	208-230V 1 ph. MCA/MOCP	208-230V 3 ph. MCA/MOCP	460V / 3 ph. MCA/MOCP
DH-HP-1.5	1.5 / 18 000	2 350	<5	25 - 100	18"	14"	48"	31 3/16"	31 3/16"	35 1/2"	13.4 / 20	n/a	n/a
DH-HP-2	2.0 / 24 000	2 650	<5	25 - 100	18"	14"	48"	31 3/16"	31 3/16"	35 1/2"	14.5 / 25	n/a	n/a
DH-HP-2.5	2.5 / 30 000	3 370	<5	30 - 100	18"	14"	48"	31 3/16"	31 3/16"	32 1/16"	18.2 / 30	n/a	n/a
DH-HP-3	3.0 / 36 000	3 550	<5	30 - 100	18"	14"	48"	31 3/16"	31 3/16"	28 11/16"	20.3 / 30	11.7 / 20	5.4 / 15
DH-HP-3.5	3.5 / 42 000	3 800	<5	35 - 120	18"	14"	48"	31 3/16"	31 3/16"	38 7/8"	24.7 / 40	n/a	n/a
DH-HP-4	4.0 / 48 000	3 800	<5	40 - 120	18"	14"	63"	31 3/16"	31 3/16"	35 1/2"	32.8 / 50	14.5 / 25	8.3 / 15
DH-HP-5	5.0 / 60 000	4 780	<5	50 - 120	18"	14"	63"	31 3/16"	31 3/16"	38 7/8"	33.2 / 50	21.5 / 30	10.5 / 15

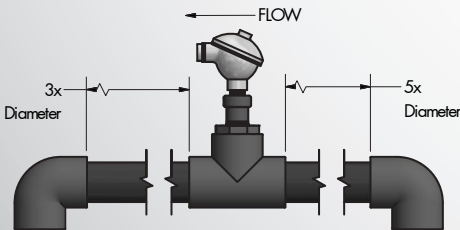
\*MCA is the highest steady-state electrical current that the unit should see when operating correctly

\*MOCP is the max recommended breaker size

\*Nominal Tonnage based on entering water temperature of 70°F

### FLOW SWITCH NOTE:

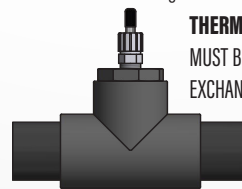
FLOW SWITCH MUST BE INSTALLED HORIZONTALLY ON INLET OR OUTLET OF HEAT EXCHANGER, WITH MINIMUM STRAIGHT PIPE DISTANCES BEFORE AND AFTER AS SHOWN IN DRAWING. OPTIONAL FACTORY MOUNT & WIRE. (SHIPPED LOOSE)



FIELD INSTALLED FLOW SWITCH

### THERMOWELL NOTE:

MUST BE INSTALLED ON INLET PIPING TO HEAT EXCHANGER. (SHIPPED LOOSE)



THERMOWELL

### NOTES:

- VERIFY LINE SET TUBING DIAMETERS FOR RUN AND RISE PER CARRIER IOM.
- Gr.2 TITANIUM TUBE HEAT EXCHANGER COIL
- NORMAL OPERATING AMBIENT AIR TEMPERATURE: 50 F - 115 F
- ALL CONDENSING UNITS HAVE A 14 SEER RATING.
- TOP DISCHARGE AREA SHOULD BE UNRESTRICTED FOR 48 INCHES MINIMUM
- AVOID PLACING UNIT IN DIRECT AREA OF ROOF RUNOFF OR CONSTANT WATER FLOW
- CONSULT **CARRIER** SPECIFIED CONDENSER CLEARANCES WHEN PLACING UNIT(S)
- SCH 80 PVC SHELL CONSTRUCTION WITH REMOVABLE FLANGED ENDS
- ALL 316 SS BASE AND HARDWARE
- MARINE GRADE ALUMINUM JACKET WITH SALTWATER CORROSION RESISTANT CLEAR COATING
- TEMPERATURE CONTROLLER CAN BE SET +/- 0.1° F/C. RECOMMENDED MINIMUM SETPOINT IS 50°F

### OPTIONS:

- LOW AMBIENT HEAD PRESSURE SWITCH FOR OUTDOOR TEMPERATURES 0°F TO 50°F
- COMPRESSOR START ASSIST FOR APPLICATIONS WITH POSSIBLE LOW VOLTAGE ISSUES
- MARINE CONDENSER COATING FOR COASTAL APPLICATIONS
- ASME TITANIUM COIL
- EXPEDITED ASSEMBLY



Delta  
Hydronics

9100 Bolton Ave., Hudson, FL, 34667 (727) 861-2421 - info@deltahydro.com